

Scaled data based on original data using
LM-79-08 Approved Method: Electrical and Photometric Measurements of Solid-
State Lighting Products

Test Report Prepared for
Cooper Lighting Solutions
(formerly Eaton)

Brand: McGRAW-EDISON

Report Number: P386054

Luminaire Tested: **GWC-SA1C-830-U-SLL-HSS**

Issue Date: 3/3/2020

Test Information

Test Method: LM-79-08
Report Number: P386054
TEST IS SCALED FROM IESNA LM-79-08 TEST DATA (G2-1903-205-27)
Test Lab: INNOVATION CENTER
Issue Date: 3/3/2020
Manufacturer: COOPER LIGHTING SOLUTIONS (FORMERLY EATON)
Product Line: MCGRAW-EDISON
Catalog Number: GWC-SA1C-830-U-SLL-HSS
Description: GALLEON WALL LUMINAIRE
(1) 80 CRI, 3000K, 1050mA LIGHTSQUARE WITH 16 LEDS AND SPILL LIGHT
ELIMINATOR LEFT OPTICS WITH HOUSE SIDE SHIELD
Light Source: -
Ballast/Driver: ELECTRONIC DRIVER

Summary

Lumens per Lamp: N/A
Luminaire Lumens: 4451 lumens
Efficiency: N/A
Efficacy: 76.7 lumens/watt
Luminous Opening: Rectangular (W 0.5' x L: 0.5' x H: 0')
IES Classification: Type III - Medium
BUG Rating: B1 - U0 - G1

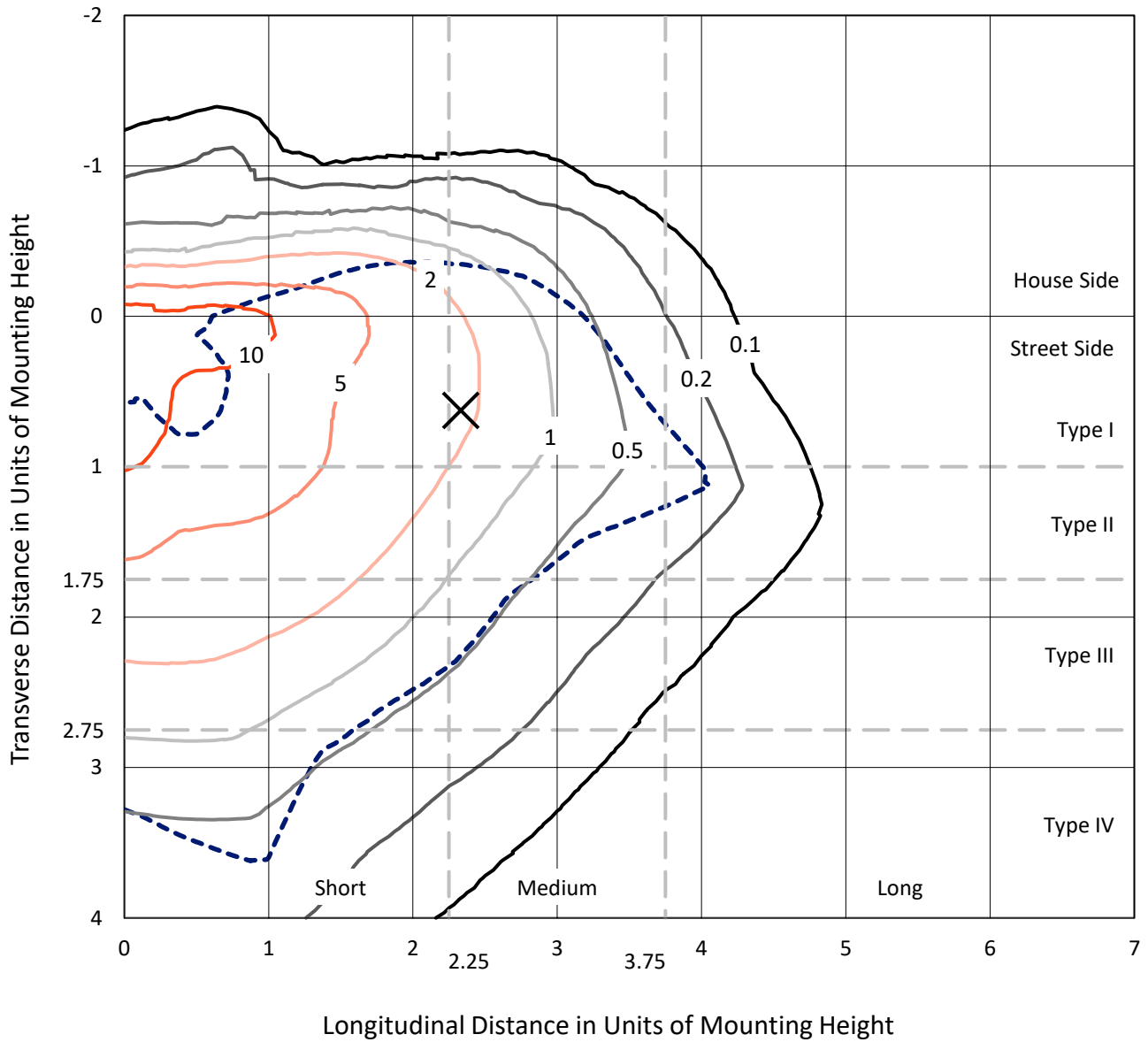
Input Watts (W): 58
Input Voltage (V): NR
Input Current (Ain): NR
Voltage Rise (V): NR
Power Factor: NR
Total Harmonic Distortion (THDi): NR
Frequency (hertz): 60
Stabilization Time: NR
Operation Time: NR
Ambient Temperature (°C): NR
Test Distance: 24 FT



REPORT NUMBER: P386054
 CATALOG NUMBER: GWC-SA1C-830-U-SLL-HSS

Iso-Footcandle Lines of Horizontal Illumination

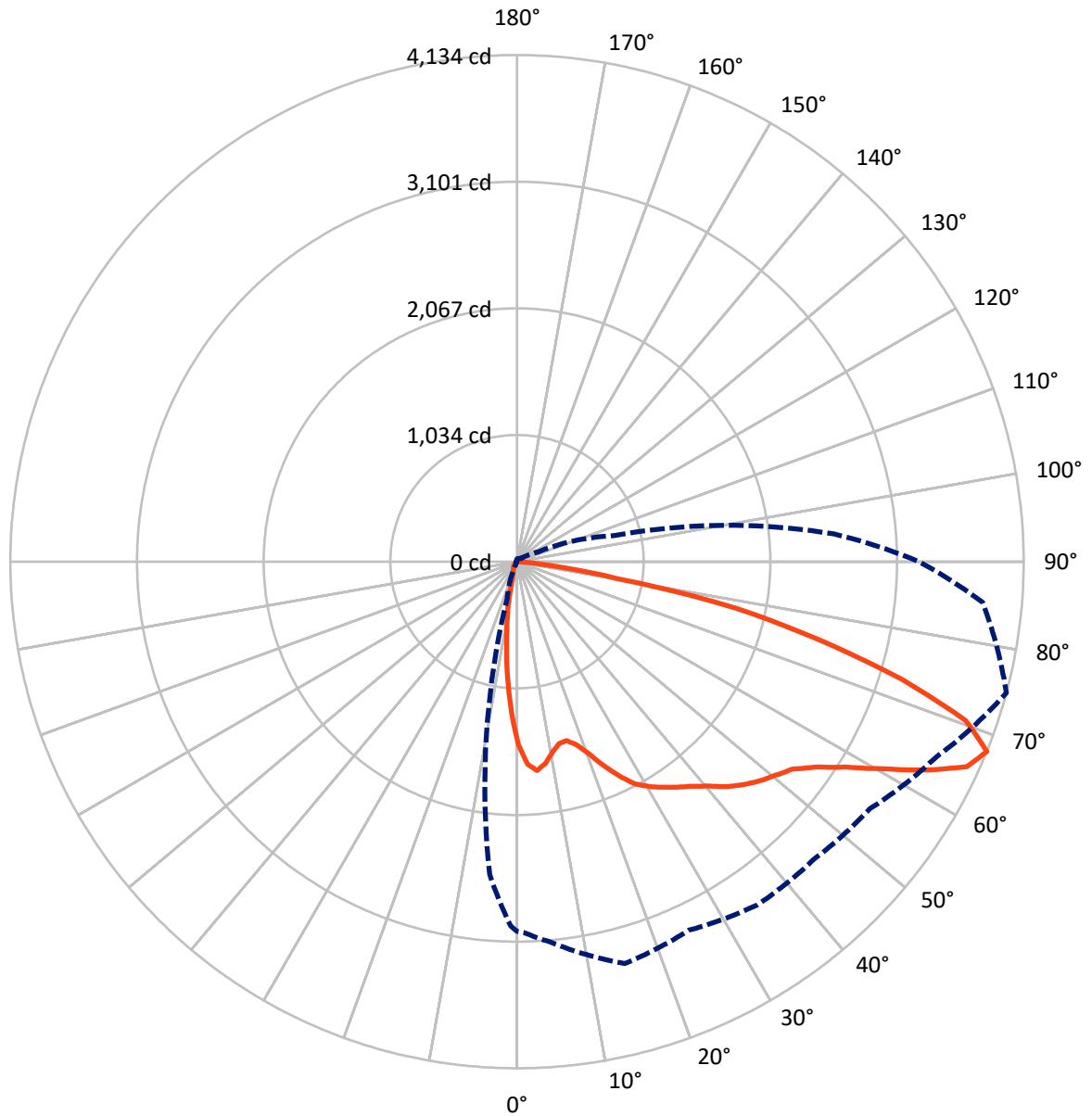
× Max cd
 - - - 1/2 Max cd



Based on 10 foot mounting height. Maximum calculated value = 19.3 fc
 Type III - Medium - N/A

REPORT NUMBER: P386054
CATALOG NUMBER: GWC-SA1C-830-U-SLL-HSS

Luminous Intensity Polar Plot



— Vertical Plane Through 75-Deg Lateral - - - Horizontal Cone Through 67.5-Deg Vertical

REPORT NUMBER: P386054

CATALOG NUMBER: GWC-SA1C-830-U-SLL-HSS

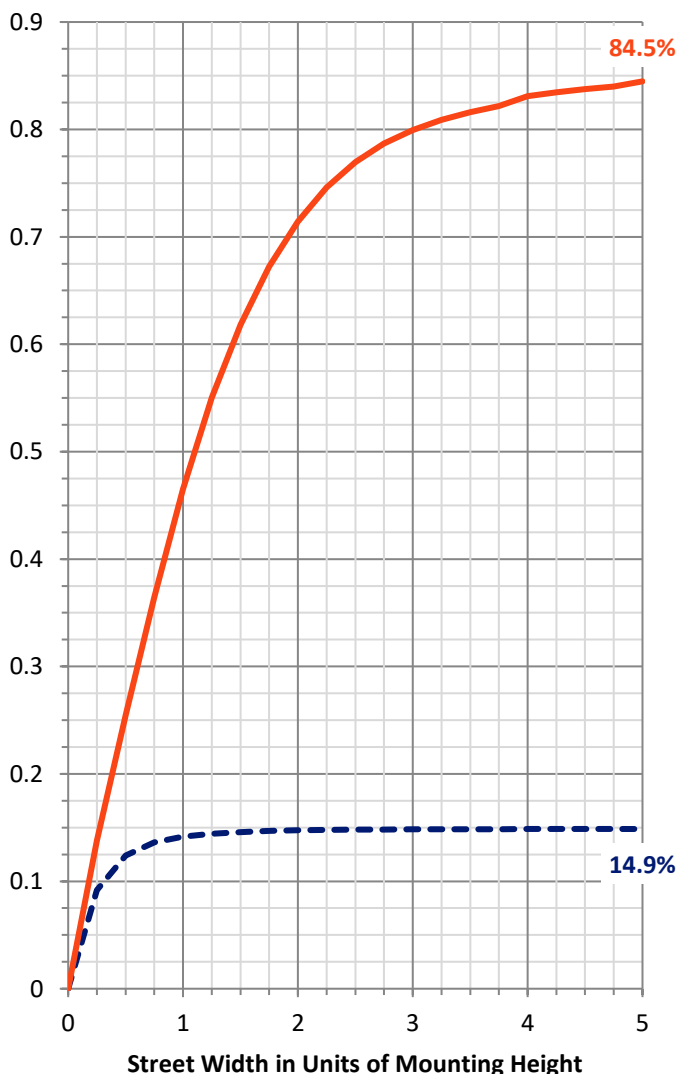
FLUX DISTRIBUTION:

		Downward	Upward	Total
House Side	Lumens	667.9	0.0	667.9
	% Fixture	15.0	0.0	15.0
Street Side	Lumens	3783.1	0.0	3783.1
	% Fixture	85.0	0.0	85.0
Total	Lumens	4451.0	0.0	4451.0
	% Fixture	100.0	0.0	100.0

ZONAL LUMENS:

Zone	Lumens	% Fixture
0°-10°	113.3	2.5
10°-20°	223.0	5.0
20°-30°	315.5	7.1
30°-40°	463.9	10.4
40°-50°	666.8	15.0
50°-60°	938.7	21.1
60°-70°	1096.3	24.6
70°-80°	559.3	12.6
80°-90°	74.3	1.7
90°-100°	0.0	0.0
100°-110°	0.0	0.0
110°-120°	0.0	0.0
120°-130°	0.0	0.0
130°-140°	0.0	0.0
140°-150°	0.0	0.0
150°-160°	0.0	0.0
160°-170°	0.0	0.0
170°-180°	0.0	0.0
0°-90°	4451.0	100.0
0°-180°	4451.0	100.0

Coefficient of Utilization



REPORT NUMBER: P386054

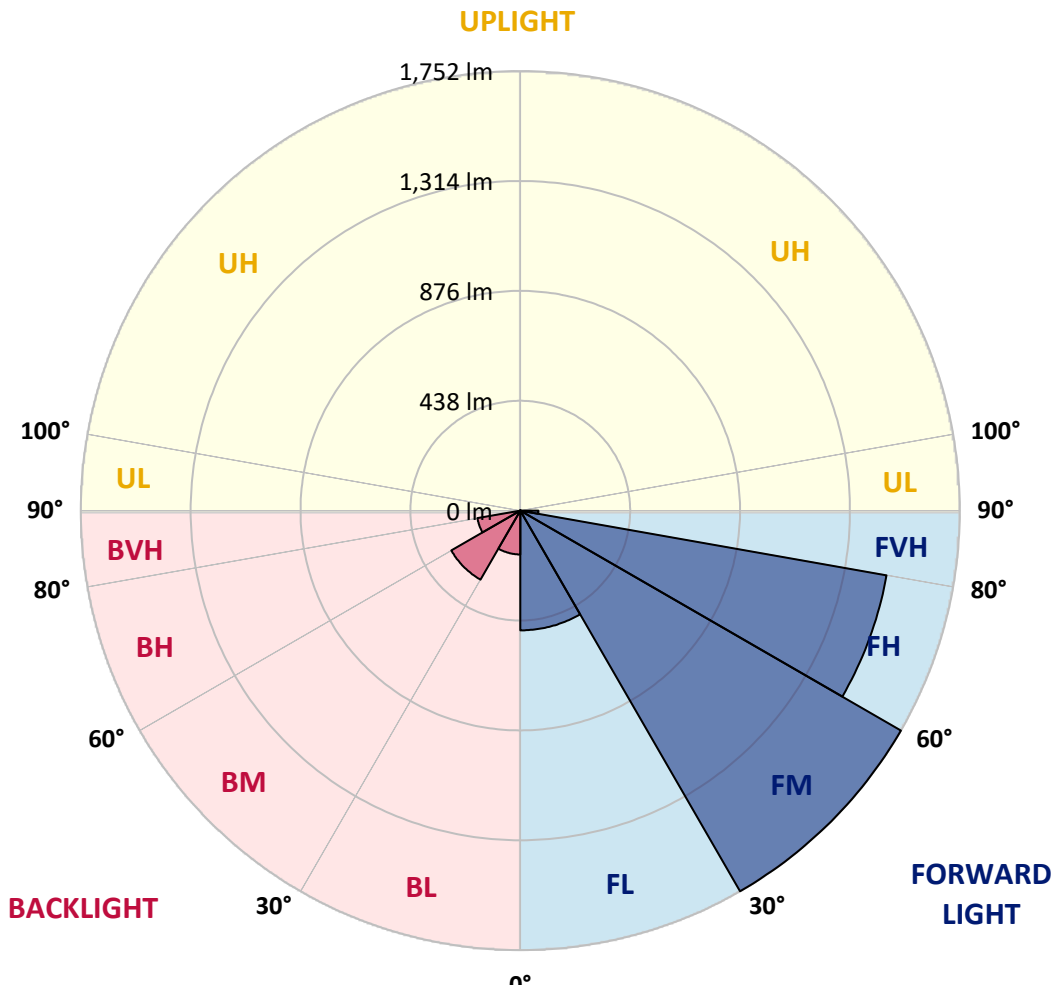
CATALOG NUMBER: GWC-SA1C-830-U-SLL-HSS

LUMINAIRE CLASSIFICATION SYSTEM LUMEN TABLE AND BUG RATING:

Zone	Lumens	% Fixture	Zone Rating/Lumen Limit		
			B	U	G
FL (0°-30°)	477.1	10.7			
FM (30°-60°)	1751.8	39.4			
FH (60°-80°)	1482.1	33.3			G1/1800
FVH (80°-90°)	72.0	1.6			G1/100
BL (0°-30°)	174.7	3.9	B1/500		
BM (30°-60°)	317.5	7.1	B1/1000		
BH (60°-80°)	173.5	3.9	B1/500		G1/500
BVH (80°-90°)	2.3	0.1			G0/10
UL (90°-100°)	0.0	0.0		U0/0	
UH (100°-180°)	0.0	0.0		U0/0	

BUG Rating: B1-U0-G1

Type III Medium





REPORT NUMBER: P386054
 CATALOG NUMBER: GWC-SA1C-830-U-SLL-HSS

CANDELA DISTRIBUTION (FULL):

	0°	1°	5°	15°	25°	35°	45°	55°	65°	75°	85°
0°	1493.2	1493.2	1493.2	1493.2	1493.2	1493.2	1493.2	1493.2	1493.2	1493.2	1493.2
2.5°	1618.7	1621.2	1634.3	1664.7	1697.8	1700.3	1722.6	1699.7	1691.9	1654.7	1616.4
5°	1630.9	1640.6	1685.5	1774.7	1852.1	1877.0	1894.7	1849.6	1802.1	1711.5	1614.7
7.5°	1532.5	1548.7	1619.3	1786.7	1925.1	1986.2	1997.8	1927.2	1811.0	1661.7	1516.2
10°	1406.4	1424.9	1510.1	1715.9	1905.9	2010.7	2026.7	1934.1	1767.1	1581.2	1409.7
12.5°	1304.3	1326.0	1413.1	1636.2	1839.9	1955.8	1987.5	1910.7	1729.2	1524.0	1337.0
15°	1257.3	1282.2	1373.7	1584.7	1766.7	1858.0	1884.1	1851.0	1708.1	1515.0	1320.1
17.5°	1284.3	1311.3	1405.7	1589.2	1698.0	1737.0	1758.1	1771.6	1708.1	1569.6	1369.5
20°	1395.0	1424.1	1524.0	1634.1	1641.0	1626.5	1649.1	1696.5	1727.9	1673.3	1488.0
22.5°	1548.1	1582.2	1695.0	1711.0	1613.2	1558.2	1561.1	1635.6	1764.0	1804.9	1652.4
25°	1734.7	1776.4	1891.1	1825.7	1624.8	1517.5	1516.4	1585.4	1799.2	1936.7	1835.7
27.5°	1920.0	1966.0	2066.7	1965.7	1672.7	1510.1	1508.0	1570.2	1833.5	2053.9	2035.7
30°	2075.4	2120.1	2207.0	2067.2	1724.3	1527.4	1517.3	1586.4	1854.0	2130.0	2181.7
32.5°	2201.9	2237.7	2308.0	2137.0	1779.6	1560.9	1539.0	1629.9	1888.8	2194.3	2315.8
35°	2341.1	2378.8	2406.8	2203.4	1841.6	1609.2	1577.8	1698.8	1942.3	2259.7	2462.7
37.5°	2499.8	2537.4	2534.0	2264.1	1920.2	1689.1	1669.1	1808.0	2025.6	2324.4	2626.8
40°	2655.2	2693.6	2666.2	2330.5	2012.6	1820.9	1806.1	1972.1	2137.2	2407.3	2819.1
42.5°	2800.7	2842.2	2783.6	2393.3	2122.6	1987.0	2012.3	2183.3	2276.8	2509.3	2984.8
45°	2917.9	2960.3	2882.1	2454.5	2238.6	2188.6	2264.7	2417.4	2444.6	2595.6	3096.7
47.5°	3003.1	3043.2	2950.4	2515.6	2387.0	2435.1	2567.7	2662.8	2596.2	2670.4	3176.2
50°	3057.5	3088.7	2970.4	2592.2	2581.8	2722.7	2883.4	2929.8	2738.9	2737.9	3272.8
52.5°	3092.1	3106.2	2985.2	2672.1	2785.1	3035.8	3192.5	3207.0	2885.9	2812.1	3402.9
55°	3211.2	3222.6	3089.8	2768.9	2953.2	3310.1	3472.1	3458.6	3052.3	2957.4	3556.4
57.5°	3414.5	3426.5	3305.9	2908.0	3089.2	3479.6	3674.7	3698.9	3247.3	3161.5	3720.9
60°	3516.5	3538.9	3495.9	3084.3	3220.9	3588.0	3812.8	3890.2	3491.0	3430.5	3880.3
62.5°	3424.0	3456.5	3518.9	3279.8	3351.9	3647.7	3855.8	3958.7	3740.7	3744.1	3978.5
65°	3239.3	3265.2	3371.1	3386.9	3427.8	3640.3	3749.5	3863.0	3893.5	4032.1	3973.2
67.5°	3016.2	3025.9	3115.7	3395.3	3317.7	3418.5	3430.3	3514.2	3772.7	4134.1	3813.6
70°	2695.1	2700.3	2778.8	3113.0	2851.1	2873.2	2855.7	2872.8	3243.5	3885.5	3410.7
72.5°	2169.0	2182.3	2293.8	2585.2	2077.1	2013.2	2150.7	2143.1	2497.9	3282.7	2533.1
75°	1597.0	1620.0	1788.4	2082.3	1457.8	1318.7	1419.0	1445.8	1775.8	2539.3	1584.1
77.5°	1118.1	1135.2	1298.4	1530.8	1055.1	942.9	906.7	938.5	1172.1	1836.9	798.1
80°	644.1	650.5	754.6	883.9	711.0	813.5	736.9	758.8	702.3	817.3	343.3
82.5°	421.5	422.5	463.2	526.1	442.8	514.5	380.8	486.9	432.0	328.3	111.8
85°	227.7	229.0	268.6	373.4	250.7	141.7	83.3	171.0	267.1	75.3	30.6
87.5°	25.1	23.0	81.0	135.8	69.6	12.9	4.4	19.2	42.8	4.8	0.0
90°	0.0	0.0	0.0	0.0	0.0	0.0	0.0	0.0	0.0	0.0	0.0



REPORT NUMBER: P386054
 CATALOG NUMBER: GWC-SA1C-830-U-SLL-HSS

CANDELA DISTRIBUTION (continued):

	90°	95°	105°	115°	125°	135°	145°	155°	165°	175°	180°
0°	1493.2	1493.2	1493.2	1493.2	1493.2	1493.2	1493.2	1493.2	1493.2	1493.2	1493.2
2.5°	1596.8	1579.3	1535.6	1489.4	1452.3	1417.5	1382.5	1339.7	1306.6	1299.9	1288.9
5°	1562.6	1507.2	1415.6	1323.7	1249.7	1156.3	1097.0	1050.9	1005.8	1003.0	993.9
7.5°	1443.3	1370.3	1241.5	1114.3	1010.2	921.2	831.4	771.3	724.1	707.4	697.5
10°	1328.6	1246.5	1085.7	940.6	847.6	769.0	705.7	642.9	586.0	546.7	529.0
12.5°	1248.4	1157.8	980.4	855.4	788.8	714.1	637.0	558.5	493.0	445.7	416.8
15°	1217.4	1120.7	945.2	821.7	739.4	645.0	546.3	456.7	384.0	341.2	315.2
17.5°	1254.3	1141.7	942.5	780.6	665.7	548.2	439.2	333.4	264.8	232.4	215.7
20°	1348.0	1208.8	941.4	730.2	577.9	433.5	297.5	219.3	177.7	159.6	151.8
22.5°	1480.4	1294.4	949.9	680.4	486.6	309.7	205.4	161.1	139.8	130.1	125.7
25°	1650.7	1414.6	973.7	635.3	400.8	231.1	160.0	134.9	120.0	112.4	109.2
27.5°	1832.3	1552.9	1010.8	596.1	331.0	184.3	137.1	115.5	104.8	99.5	96.6
30°	1982.0	1713.2	1048.3	552.4	280.4	160.7	125.5	105.4	93.0	89.6	86.9
32.5°	2112.9	1834.4	1074.9	513.0	247.3	142.7	113.4	94.2	85.8	79.3	76.3
35°	2248.5	1935.4	1074.1	485.4	224.6	129.3	103.3	84.3	74.2	66.6	64.3
37.5°	2395.2	2049.5	1055.7	461.8	214.6	118.5	97.6	79.1	68.9	61.4	58.4
40°	2567.1	2169.2	1037.0	439.6	211.9	109.9	93.6	74.9	64.1	56.7	53.8
42.5°	2734.5	2277.2	1020.5	423.2	200.1	109.6	90.0	71.7	60.3	53.1	49.8
45°	2868.4	2377.7	1017.3	413.3	187.7	113.4	88.1	69.6	57.4	50.2	47.0
47.5°	2979.7	2487.0	1037.6	406.3	175.8	103.5	92.8	68.1	54.6	47.7	44.1
50°	3112.1	2621.1	1085.2	394.9	163.4	93.2	106.3	68.5	52.3	45.1	41.3
52.5°	3296.8	2806.6	1155.2	375.7	146.3	83.7	104.6	68.9	49.8	42.4	38.6
55°	3503.9	3038.3	1230.5	343.9	122.5	71.3	89.6	66.0	44.9	39.4	35.8
57.5°	3721.5	3248.6	1275.2	305.9	97.4	61.6	71.7	60.1	39.6	35.4	33.1
60°	3755.6	3328.5	1254.8	259.3	77.4	53.6	53.1	61.1	35.4	31.2	29.5
62.5°	3670.7	3228.1	1155.9	217.8	64.7	47.0	43.6	53.3	32.0	27.8	26.1
65°	3507.3	2956.7	995.6	196.3	60.1	40.3	36.3	37.5	28.0	24.2	22.8
67.5°	3280.0	2594.5	817.5	184.1	59.5	34.6	31.0	28.5	24.2	21.1	19.8
70°	2815.3	2161.4	652.2	177.3	57.8	29.1	26.1	23.2	20.2	17.9	16.9
72.5°	2072.0	1531.6	507.3	169.9	58.2	23.2	22.8	19.2	16.2	13.9	13.5
75°	1197.2	875.0	332.7	137.7	55.5	17.9	19.0	13.5	11.4	9.7	9.7
77.5°	638.0	533.7	126.7	57.4	20.2	11.4	10.8	8.0	7.2	5.9	5.7
80°	278.1	234.9	38.2	16.0	11.2	6.1	4.0	3.6	3.2	2.5	2.3
82.5°	98.5	85.0	12.4	7.8	4.8	0.0	0.0	0.0	0.0	0.0	0.0
85°	22.4	16.0	0.0	1.9	0.0	0.0	0.0	0.0	0.0	0.0	0.0
87.5°	0.0	0.0	0.0	0.0	0.0	0.0	0.0	0.0	0.0	0.0	0.0
90°	0.0	0.0	0.0	0.0	0.0	0.0	0.0	0.0	0.0	0.0	0.0



REPORT NUMBER: P386054
 CATALOG NUMBER: GWC-SA1C-830-U-SLL-HSS

CANDELA DISTRIBUTION (continued):

	185°	195°	205°	215°	225°	235°	245°	255°	265°	270°	275°
0°	1493.2	1493.2	1493.2	1493.2	1493.2	1493.2	1493.2	1493.2	1493.2	1493.2	1493.2
2.5°	1266.6	1261.9	1234.5	1235.6	1240.4	1247.4	1230.9	1238.5	1259.0	1278.6	1286.0
5°	979.4	980.4	963.8	974.1	983.4	989.7	963.2	963.6	979.8	1002.0	1013.6
7.5°	690.1	688.4	689.3	713.9	731.4	718.8	728.7	694.3	696.4	712.2	700.4
10°	513.0	489.8	476.7	495.3	514.5	507.5	490.4	479.3	487.1	504.6	503.3
12.5°	403.1	369.8	350.2	336.9	352.8	339.7	339.3	329.6	319.0	320.9	349.0
15°	303.2	279.0	255.8	234.5	234.0	229.6	207.1	181.8	179.6	180.9	195.5
17.5°	208.5	200.3	190.8	172.5	167.6	149.1	127.1	117.0	112.0	114.3	119.1
20°	146.5	143.4	144.4	134.5	127.6	109.9	97.0	93.0	92.1	94.5	96.8
22.5°	121.4	115.8	115.1	110.7	103.7	90.9	83.9	81.6	80.5	82.7	84.3
25°	106.3	100.6	98.3	95.5	88.1	79.3	75.1	73.0	71.9	73.2	74.2
27.5°	93.6	88.3	86.2	84.3	77.2	70.8	67.5	65.6	64.7	65.2	66.2
30°	84.1	79.5	76.7	74.4	68.3	63.9	60.9	59.0	58.2	58.2	59.2
32.5°	74.2	71.7	69.2	66.2	60.5	57.6	54.6	52.5	51.7	51.9	52.7
35°	61.8	60.9	61.6	58.8	54.0	51.4	48.5	46.2	45.5	45.8	46.6
37.5°	54.8	51.0	53.3	51.9	49.1	45.8	42.0	39.9	38.8	39.4	39.9
40°	50.4	45.8	44.1	45.5	45.1	39.6	36.3	34.2	33.3	33.5	33.9
42.5°	46.6	41.1	37.3	37.1	39.6	34.6	31.0	29.1	28.0	28.0	28.5
45°	43.0	37.1	32.5	28.9	33.3	29.3	25.9	24.2	23.0	23.0	23.2
47.5°	40.3	33.7	28.3	23.6	25.1	24.0	21.3	19.6	18.3	18.3	18.6
50°	37.7	30.4	24.5	19.8	18.8	19.8	17.3	15.4	14.5	14.3	14.8
52.5°	35.0	27.0	20.9	16.9	14.8	15.0	13.5	12.2	11.2	11.2	11.6
55°	32.3	24.2	18.1	14.3	12.2	11.2	10.8	9.9	9.1	9.1	9.5
57.5°	29.5	21.3	15.4	11.8	9.7	8.9	8.9	8.2	7.6	7.6	8.0
60°	27.0	18.3	12.7	9.7	7.6	7.4	7.6	7.0	6.5	6.5	7.0
62.5°	24.0	15.6	10.3	8.0	6.1	5.9	6.5	6.1	5.7	5.7	6.1
65°	20.5	13.3	8.2	6.1	4.6	4.6	5.5	5.1	4.6	4.6	5.1
67.5°	17.3	11.2	6.3	4.4	3.4	3.6	4.6	4.2	4.0	4.0	4.4
70°	14.3	8.6	4.4	2.7	1.9	2.7	3.6	3.6	3.6	3.6	4.0
72.5°	10.8	5.9	2.5	1.1	0.8	1.9	3.0	3.4	3.2	3.2	3.8
75°	7.0	3.4	0.8	0.0	0.0	1.1	2.3	2.7	2.7	2.5	3.2
77.5°	4.0	1.1	0.0	0.0	0.0	0.0	1.5	1.3	1.1	0.8	1.5
80°	1.1	0.0	0.0	0.0	0.0	0.0	0.0	0.0	0.0	0.0	0.0
82.5°	0.0	0.0	0.0	0.0	0.0	0.0	0.0	0.0	0.0	0.0	0.0
85°	0.0	0.0	0.0	0.0	0.0	0.0	0.0	0.0	0.0	0.0	0.0
87.5°	0.0	0.0	0.0	0.0	0.0	0.0	0.0	0.0	0.0	0.0	0.0
90°	0.0	0.0	0.0	0.0	0.0	0.0	0.0	0.0	0.0	0.0	0.0



REPORT NUMBER: P386054
 CATALOG NUMBER: GWC-SA1C-830-U-SLL-HSS

CANDELA DISTRIBUTION (continued):

	285°	295°	305°	315°	325°	335°	345°	355°	359°	360°
0°	1493.2	1493.2	1493.2	1493.2	1493.2	1493.2	1493.2	1493.2	1493.2	1493.2
2.5°	1315.7	1340.6	1375.6	1412.7	1469.8	1515.2	1559.7	1597.8	1612.6	1618.7
5°	1041.4	1077.9	1129.1	1194.9	1298.0	1390.8	1484.8	1579.5	1620.6	1630.9
7.5°	747.2	793.8	859.0	941.4	1062.3	1182.4	1313.8	1452.8	1516.4	1532.5
10°	553.1	610.0	684.6	771.5	886.8	1010.4	1153.6	1312.3	1385.1	1406.4
12.5°	392.4	469.4	569.3	674.9	774.9	885.1	1030.0	1205.0	1281.3	1304.3
15°	230.5	304.9	423.2	564.7	692.6	804.4	951.6	1150.0	1234.1	1257.3
17.5°	132.2	169.3	258.7	416.4	590.2	744.9	926.9	1163.7	1262.8	1284.3
20°	101.0	112.8	149.1	268.2	470.4	686.5	926.9	1241.3	1363.4	1395.0
22.5°	88.3	97.0	111.8	160.0	346.2	623.9	937.6	1353.4	1513.1	1548.1
25°	78.4	86.2	98.9	120.4	236.2	549.5	963.2	1491.1	1689.3	1734.7
27.5°	70.2	77.6	89.0	105.4	161.5	459.7	997.5	1652.6	1883.7	1920.0
30°	62.8	69.8	80.1	91.7	124.6	357.8	1026.8	1804.9	2036.4	2075.4
32.5°	55.9	62.2	71.5	80.1	102.1	264.6	1030.0	1925.5	2163.1	2201.9
35°	49.3	55.0	63.5	70.2	84.6	209.0	980.9	2030.1	2289.8	2341.1
37.5°	43.0	48.5	55.9	60.9	74.4	170.4	905.8	2146.7	2452.4	2499.8
40°	37.1	42.0	49.5	52.9	70.4	130.9	824.2	2268.9	2611.8	2655.2
42.5°	31.6	36.3	43.6	50.2	61.8	97.8	736.1	2383.7	2755.2	2800.7
45°	26.4	31.2	38.6	53.1	51.2	73.2	641.8	2459.8	2868.4	2917.9
47.5°	21.3	26.8	36.9	50.6	40.9	53.8	567.2	2531.9	2954.2	3003.1
50°	17.1	22.6	41.5	45.1	33.5	41.1	536.0	2596.4	3010.5	3057.5
52.5°	13.9	19.0	39.2	34.6	28.0	33.9	552.8	2701.0	3062.6	3092.1
55°	11.6	15.0	23.6	24.0	23.8	28.9	573.7	2851.1	3197.3	3211.2
57.5°	10.1	12.0	16.4	18.6	20.0	25.7	574.1	3066.6	3405.8	3414.5
60°	8.6	10.5	13.7	15.0	17.3	23.0	553.3	3141.9	3487.9	3516.5
62.5°	7.6	9.3	11.4	12.4	14.5	20.7	504.4	3032.9	3375.3	3424.0
65°	6.7	8.4	9.5	10.5	12.9	18.6	423.8	2814.8	3188.5	3239.3
67.5°	5.9	7.4	8.4	9.5	11.6	16.4	312.1	2561.6	2974.0	3016.2
70°	5.3	6.5	7.6	8.4	10.1	13.9	189.3	2173.6	2677.6	2695.1
72.5°	5.1	5.9	7.0	7.6	8.9	12.2	95.9	1597.4	2140.5	2169.0
75°	4.4	5.3	6.3	6.7	7.8	10.5	39.0	1049.2	1551.2	1597.0
77.5°	3.6	4.8	5.7	6.1	6.7	8.6	19.8	670.5	1088.6	1118.1
80°	1.3	3.6	4.8	5.1	5.7	6.3	13.1	367.1	631.5	644.1
82.5°	0.0	2.3	3.8	3.6	4.0	4.8	8.4	174.6	416.8	421.5
85°	0.0	1.1	3.0	2.3	1.7	3.4	3.0	38.2	218.7	227.7
87.5°	0.0	0.0	0.2	1.1	0.8	1.3	0.4	0.2	19.8	25.1
90°	0.0	0.0	0.0	0.0	0.0	0.0	0.0	0.0	0.0	0.0

Signify Classified - Internal
Cooper Lighting Solutions Photometric Lab
1121 Highway 74 South
Peachtree City, GA 30269

Scaled Data Report



Report Generated By 670245982

Signify Classified - Internal
Cooper Lighting Solutions Photometric Lab
1121 Highway 74 South
Peachtree City, GA 30269

Scaled Data Report



Signify Classified - Internal
Cooper Lighting Solutions Photometric Lab
1121 Highway 74 South
Peachtree City, GA 30269

Scaled Data Report



Signify Classified - Internal
Cooper Lighting Solutions Photometric Lab
1121 Highway 74 South
Peachtree City, GA 30269

Scaled Data Report



Signify Classified - Internal
Cooper Lighting Solutions Photometric Lab
1121 Highway 74 South
Peachtree City, GA 30269

Scaled Data Report



--- HS — SS

Signify Classified - Internal
Cooper Lighting Solutions Photometric Lab
1121 Highway 74 South
Peachtree City, GA 30269

Scaled Data Report



u

Signify Classified - Internal
Cooper Lighting Solutions Photometric Lab
1121 Highway 74 South
Peachtree City, GA 30269

Scaled Data Report



Signify Classified - Internal
Cooper Lighting Solutions Photometric Lab
1121 Highway 74 South
Peachtree City, GA 30269

Scaled Data Report



Signify Classified - Internal
Cooper Lighting Solutions Photometric Lab
1121 Highway 74 South
Peachtree City, GA 30269

Scaled Data Report



Signify Classified - Internal
Cooper Lighting Solutions Photometric Lab
1121 Highway 74 South
Peachtree City, GA 30269

Scaled Data Report



(END OF REPORT)